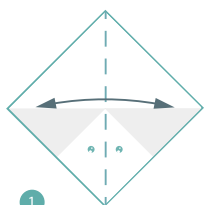


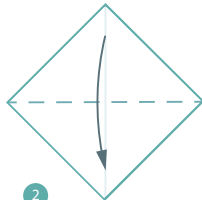
Queensland Koala Decoration

**CREATE YOUR VERY OWN SNOOZY FRIEND WITH
OUR FOLDABLE KOALA DECORATION!**

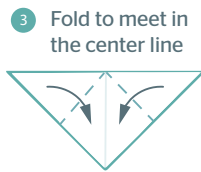
Settle in for a koalaty crafternoon and remember to add your own touch to your koala's nose at the end by drawing it on. After all, every one of our fluffy locals are unique!



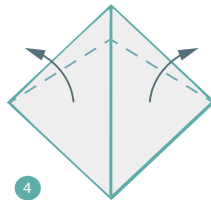
1
Fold in half to make crease and fold back



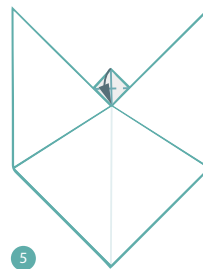
2
Fold in half



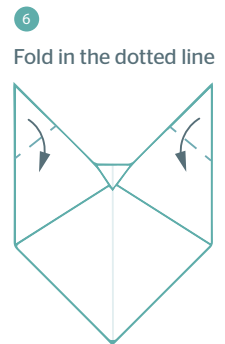
3
Fold to meet in the center line



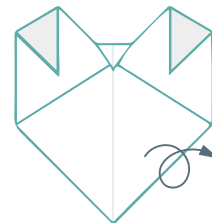
4
Fold in the dotted line



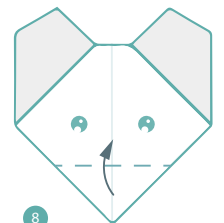
5
Fold in the dotted line



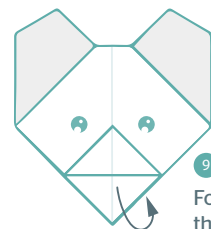
6
Fold in the dotted line



7
Turn over



8
Fold in the dotted line



9
Fold backward in the dotted line



10
Draw a nose and you're finished.

